



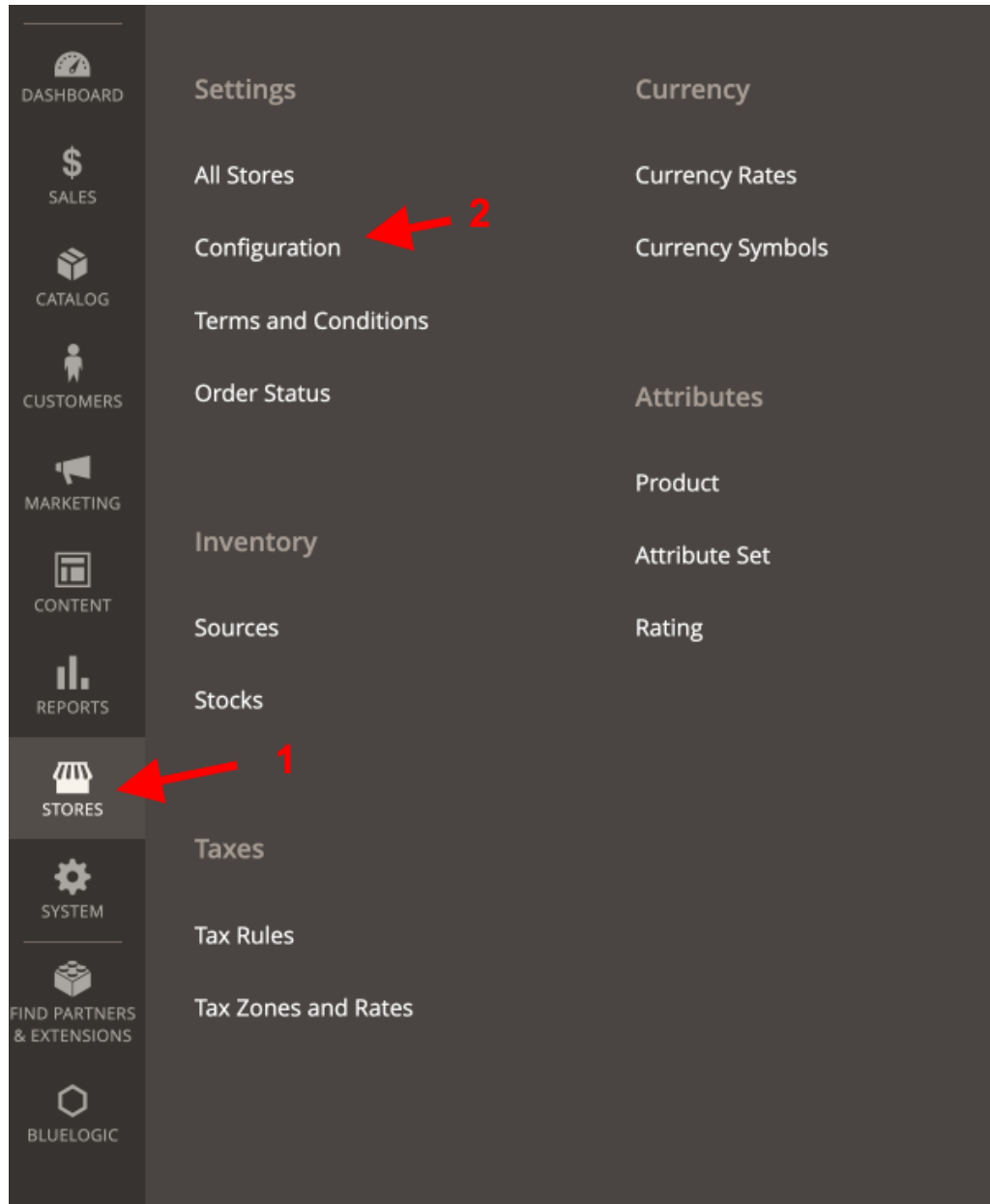
User Guide

Main Functionalities

1. Improve Product Search By Fetching result from ES directly from client
2. Show Suggestion of Popular Search Terms and Most Viewed Products

Admin Dashboard

1. Login to **Magento Dashboard**
2. Go to **Stores -> Configurations**



3. Open **Catalog** Tab and Click on **Catalog**

Catalog Search



a. **Elasticsearch Server StoreFront Host**

Elasticsearch Endpoint that should be accessible to Client

b. **Elasticsearch Server Protocol**

Select HTTP or HTTPS based on your elasticsearch server protocol

used by 3rd party extensions.

Autocomplete Limit <small>[store view]</small>	<input type="text" value="8"/>	<input checked="" type="checkbox"/> Use system value
Search Engine <small>[global]</small>	<input type="text" value="Elasticsearch 7"/>	<input type="checkbox"/> Use system value
<small>If not specified, Default Search Engine will be used.</small>		
Elasticsearch Server Hostname <small>[global]</small>	<input type="text" value="localhost"/>	
Elasticsearch Server StoreFront Host <small>[global]</small>	<input type="text"/>	 1
<small>This is Elasticsearch Public Endpoint which Should be Accessible to Client</small>		
Elasticsearch Server Port <small>[global]</small>	<input type="text" value="9200"/>	 2
Elasticsearch Server Protocol <small>[global]</small>	<input type="text" value="HTTP"/>	
Elasticsearch Index Prefix <small>[global]</small>	<input type="text" value="magento2"/>	

4. Open **VComm** Tab and Click on **Quick Search**

GENERAL	▼	(
CATALOG	▼	
SECURITY	▼	-
CUSTOMERS	▼	§
SALES	▼	
VCOMM	← 3 ^	§
Core		
Quick Search	← 4	
Image Optimizer		
SERVICES	▼	
ADVANCED	▼	

a. General Setting

Module Status: Enable or Disable Module on Frontend

b. Suggested Terms

No of Search Terms to show: Enter the No To Search Terms you want to Show in Search Bar

c. Suggested Products

No of Products Terms to show: Enable or Disable Module on Frontend

General



Module Status [store view] Yes

Suggested Terms



No of Search Terms to show [store view] 3

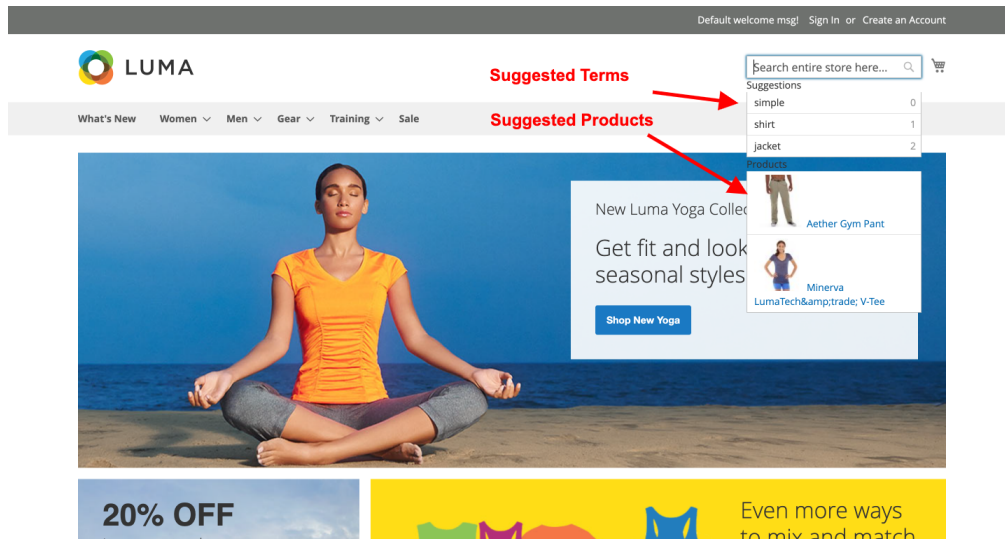
Suggested Products



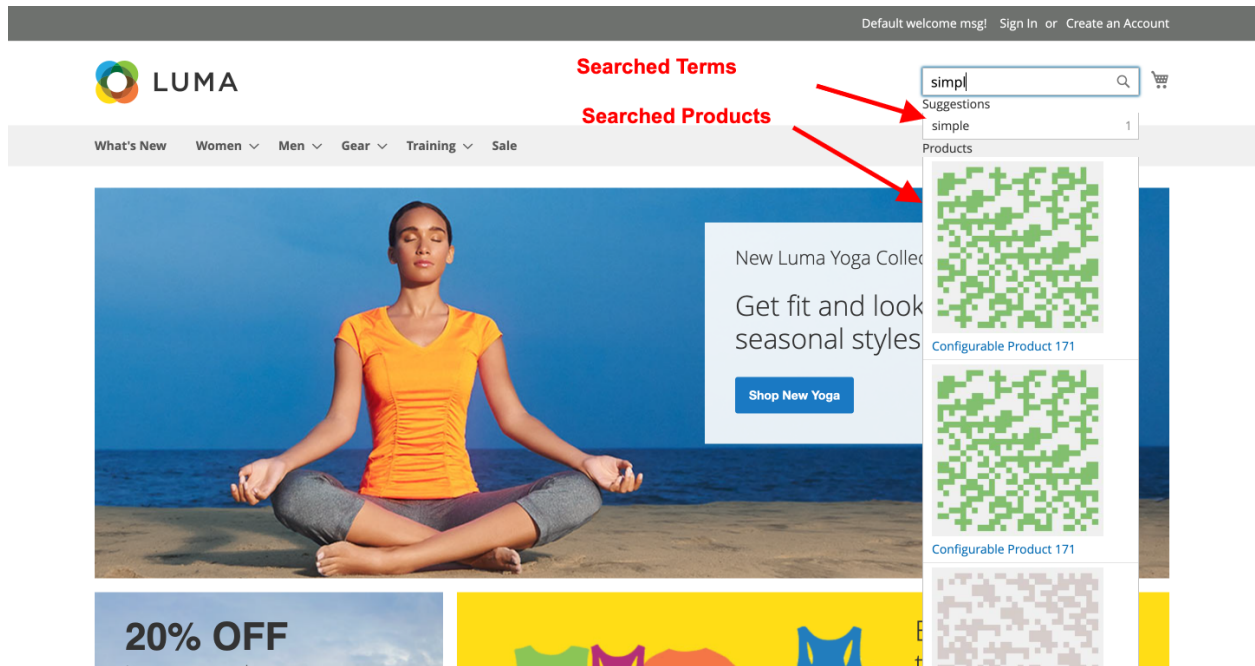
No of Products Terms to show [store view] 2

Frontend

1. Goto Storefront and click on Search bar
2. The Product and Search Suggestion will show based on configuration you have added in admin



3. When you type and term more the the chars limit it will start giving you searched Terms and products



Disclaimer

1. Prior to installing the module, it is strongly advised to create a backup of your server files and database.
2. We shall not be held responsible for any negative consequences that may arise during the installation process.
3. It is advisable to conduct your own testing by installing the extension on a test server.