



User Guide

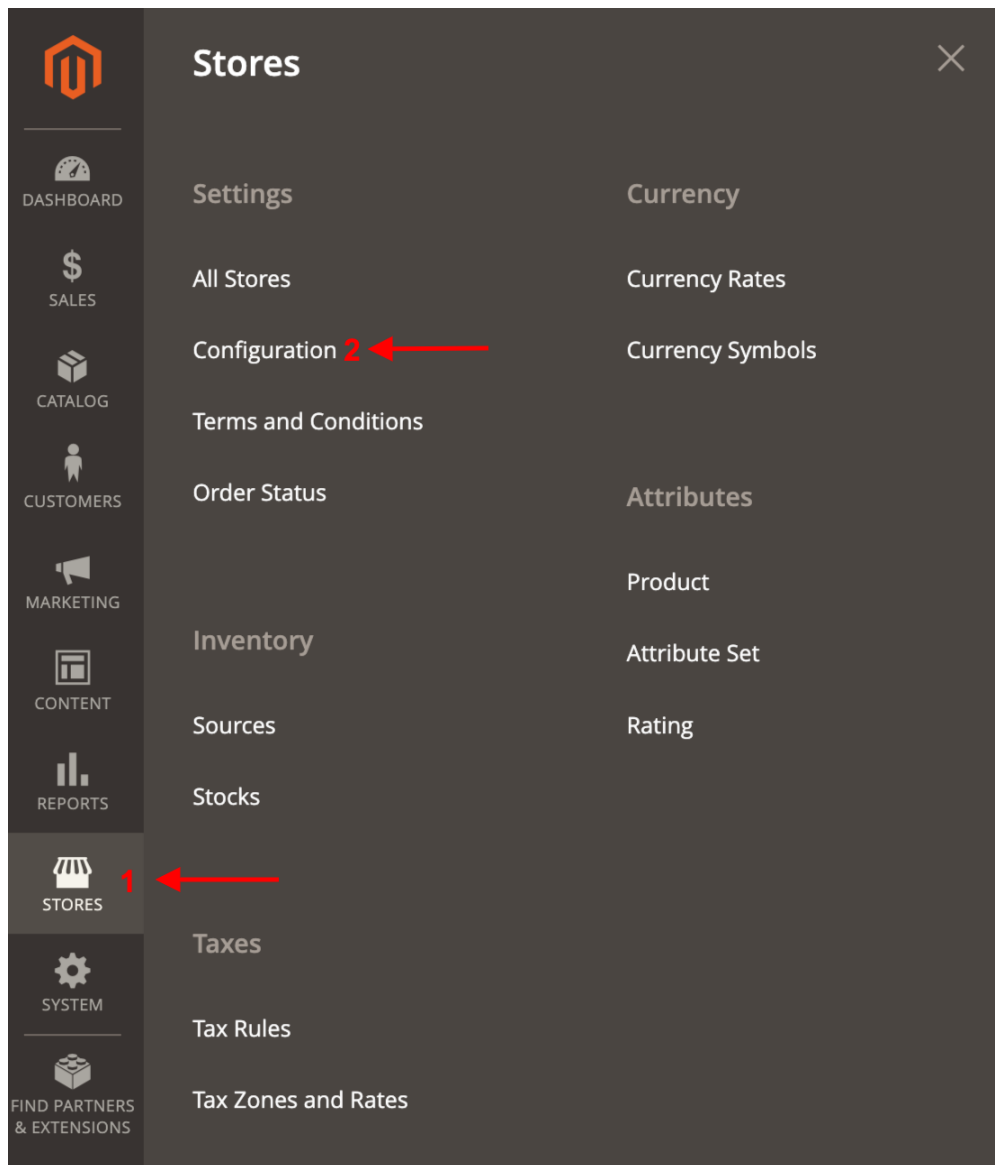
VComm_PayBy

Main Functionalities

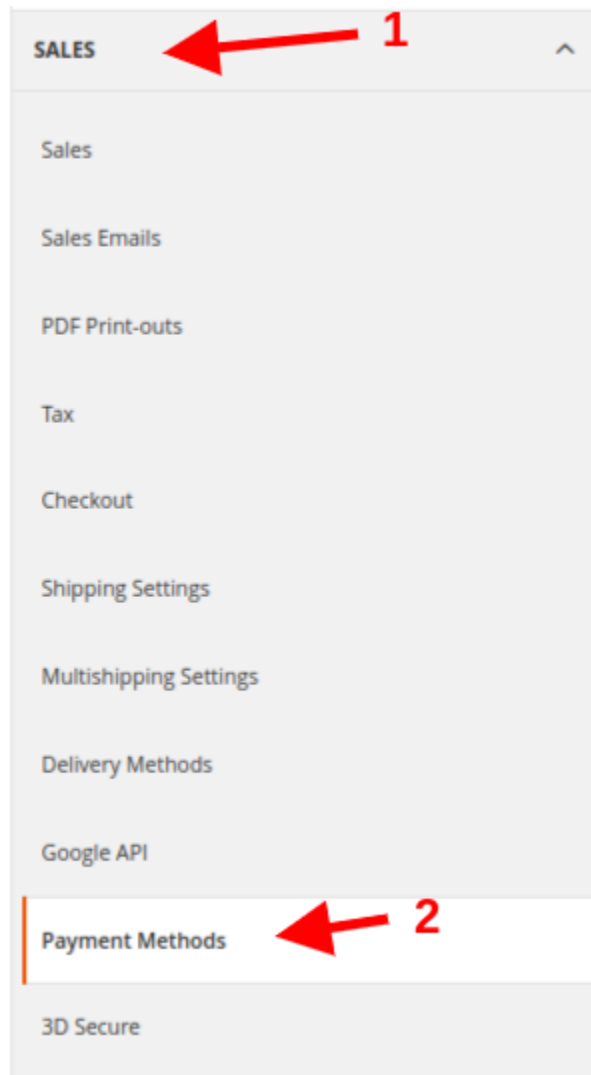
1. Integration of PayBy Payment in Magento Store.
2. You can use PayBy Hosted paypage in your Magento Store.
3. Maintain Transactions record of all the payments done via Magento

Admin Dashboard

1. Login to **Magento Dashboard**
2. Go to **Stores -> Configurations**



3. Open **Sales** Tab and Click on **Payment Methods**



4. Expand **Other Payment Methods**

5. Further expand **PayBy Payment Solution**

PayBy Payment Solution

PayBy Payment Solution

Enabled <small>[website]</small>	Yes	<input checked="" type="checkbox"/> Use system value
Title <small>[store view]</small>	PayBy Payment	<input checked="" type="checkbox"/> Use system value
Sort Order <small>[website]</small>	10	<input checked="" type="checkbox"/> Use system value
Payment from Applicable Countries <small>[website]</small>	All Allowed Countries	<input checked="" type="checkbox"/> Use system value
Payment from Specific Countries <small>[website]</small>	<div style="border: 1px solid #ccc; padding: 5px;"><ul style="list-style-type: none">AfghanistanÅland IslandsAlbaniaAlgeriaAmerican SamoaAndorraAngolaAnguillaAntarcticaAntigua & Barbuda</div>	
Payment Mode <small>[store view]</small>	Sandbox	
Debug Mode <small>[store view]</small>	Yes	<input checked="" type="checkbox"/> Use system value

- **Enabled** : Set Visibility of Payment Method on Storefront.
- **Title** : Title to be Visible on Checkout
- **Sort Order** : Set SortOrder of Payment Method in Checkout
- **Payment from Applicable Countries** : Set Visibility of Payment between all and specific countries
- **Payment from Specific Countries** : Select specific countries in case of Specific Countries
- **Payment Mode** : Set Payment mode to sandbox or Production
- **Debug Mode** : Enable debug mode to write logs on Payment transactions

PayBy Platform Credentials

⊖ PayBy Platform Credentials

Partner ID
[store view]

Production Merchant Public Certificate Key
[store view]

Production Merchant Private Certificate Key.
[store view]

Sandbox Merchant Public Certificate Key
[store view]

Sandbox Merchant Private Certificate Key
[store view]

-
- **Partner ID** : Enter Partner ID Provided By PayBy
 - **Production Merchant Public Certificate Key** : Enter Public Certificate Keys for Production
 - **Production Merchant Private Certificate Key.** : Enter Private Certificate Keys for Production
 - **Sandbox Merchant Public Certificate Key** : Enter Public Certificate Keys for Sandbox
 - **Sandbox Merchant Private Certificate Key** : Enter Private Certificate Keys for Sandbox

- Go to **Sales -> Transactions**, you will see all capture and refund transaction done with PayBy


Transactions 🔍 🔔 👤 shikha

Search [Reset Filter](#) 7 records found 20 per page 1 of 1

ID	Order ID	Transaction ID	Parent Transaction ID	Payment Method	Transaction Type	Closed	Created
7	000000053	131671176925021763-refund	131671176925021763	Credit/Debit Card	Refund	Yes	Dec 16, 2022, 11:57:27 AM
6	000000053	131671176925021763		Credit/Debit Card	Capture	Yes	Dec 16, 2022, 11:49:33 AM

StoreFront

- When Customer Create Cart and Proceed to Checkout Page, he will see **PayBy Payment** in Available Payment Method List

Sign In

Shipping Review & Payments

Payment Method

Check / Money order

PayBy Payment

My billing and shipping address are the same


Test Test
Test
Test, Test 00000
United Arab Emirates
+971500000000

[Place Order](#)


Order Summary

Cart Subtotal	\$45.00
Shipping Flat Rate - Fixed	\$5.00
Order Total	\$50.00

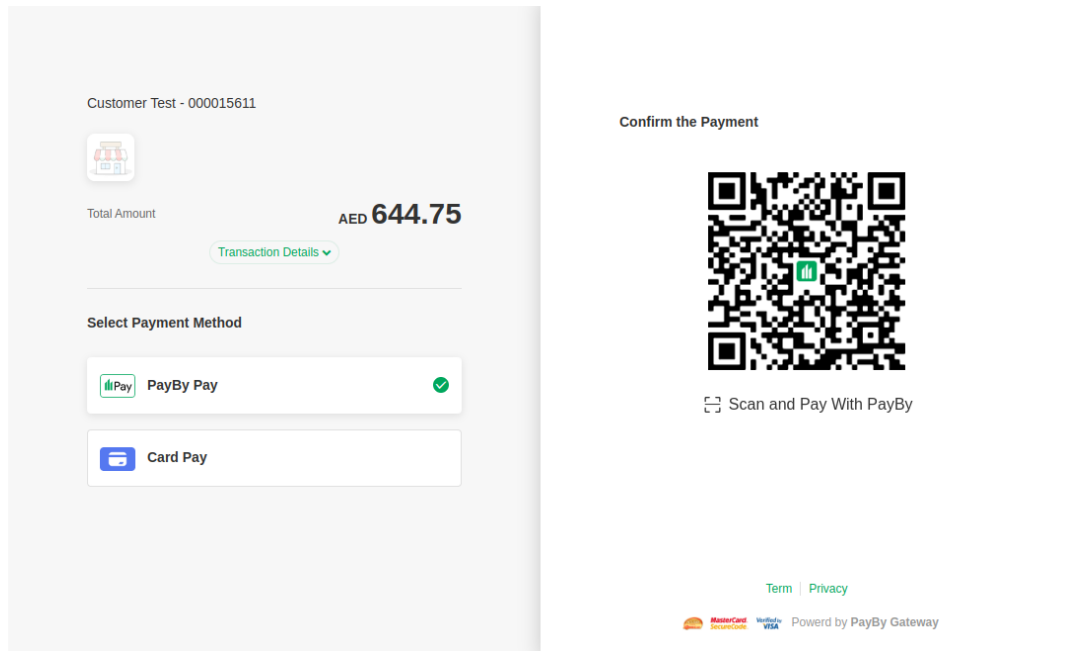
1 Item in Cart



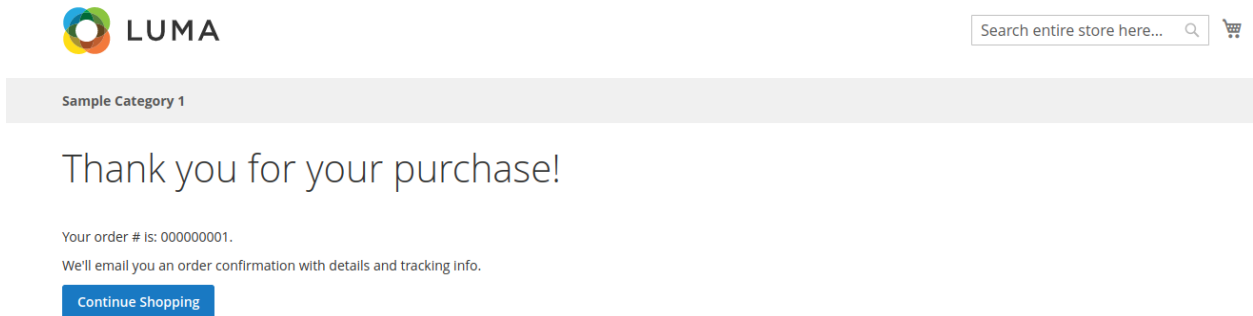
Push It Messenger Bag
Qty: 1
\$45.00

Ship To: 

- When you select the **PayBy Payment** and click on **Place Order** you will be redirected to **PayBy Hosted Payment Page**



- On Successfully Payment you will redirecting to Magento Order Success page



Disclaimer

1. Prior to installing the module, it is strongly advised to create a backup of your server files and database.
2. We shall not be held responsible for any negative consequences that may arise during the installation process.
3. It is advisable to conduct your own testing by installing the extension on a test server.